




Fitted and freestanding furniture,
crafted to last a lifetime.

VOLUME ONE | THE MID CENTURY MODERN



WG STUDIOS

Volume One

THE MID CENTURY MODERN



Timber: Crown Oak. Drawers: Mitred.
Worktop: Dekton Fossil. Hardware: Brass.
Larder Doors: Fenix Verde Comodoro.
Face Frame: Chamfered.



Co-Founders Will Green (left) & William Greaves. (right)

WG STUDIOS

An Introduction

TWO WILLIAMS

At WG Studios we create beautiful pieces of fitted and freestanding furniture. Over the years we have gained a reputation for making quality kitchens and cabinetry, with a passion for timber and craft. As a small company offering a bespoke service, our clients receive dedicated guidance from one or both of the Wills. We will be involved with your project at every stage, ensuring the quality and essence of the design endures from its conception, right through to the finishing touches.

WG STUDIOS

Mid-Century Modern

THE COLLECTION

Dissatisfied making traditional style kitchens, WG Studios has dedicated the past couple of years to developing a unique design, inspired by Danish mid-century furniture. Meticulously crafted drawers, set in cabinets finished with our signature shaped face frames. The Mid-Century Modern Collection is a blend of clean Scandinavian design, quality materials and exceptional craftsmanship.





CRYSTAL PALACE ROAD KITCHEN

Timber: Crown Oak. Hardware: Brass.
Face Frame: Farrow & Ball Pitch Black.



Timber: Crown Oak. Face Frame: Chamfered.
Drawers: Mitred.



THE BEECHES KITCHEN

Timber: Quarter sawn Douglas Fir. Worktops: Silestone Stellar Snow.
Face Frame: Chamfered. Drawers: Mitred.





IVANHOE ROAD KITCHEN

Timber: Crown Oak. Worktops: Dekton Sirius. Face Frame: Square cut.
Drawers: Dovetailed. Splashback: Fenix Nero Ingo.





WINTERBROOK ROAD KITCHEN

Timber: Crown Oak. Worktops: Belvedere Granite.
Face Frame: Chamfered. Drawers: Finger Jointed.
Stand: Mylands Burnt Oak Stain.



BRANTWOOD ROAD KITCHEN

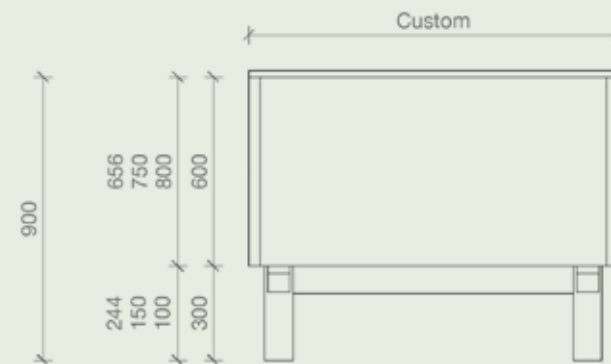
Timber: Crown Oak. Drawers: Mitred.
Larder Doors: Fenix Verde Comodoro.
Face Frame: Chamfered. Base: Plinth.

WG STUDIOS

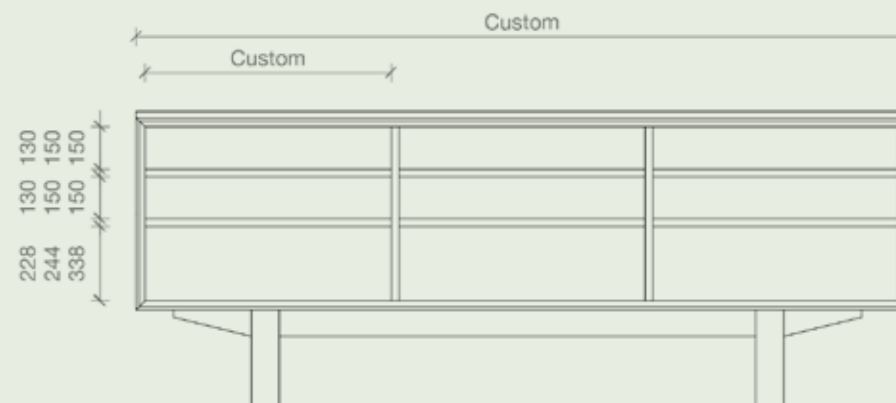
Mid-Century Modern

THE DETAILS

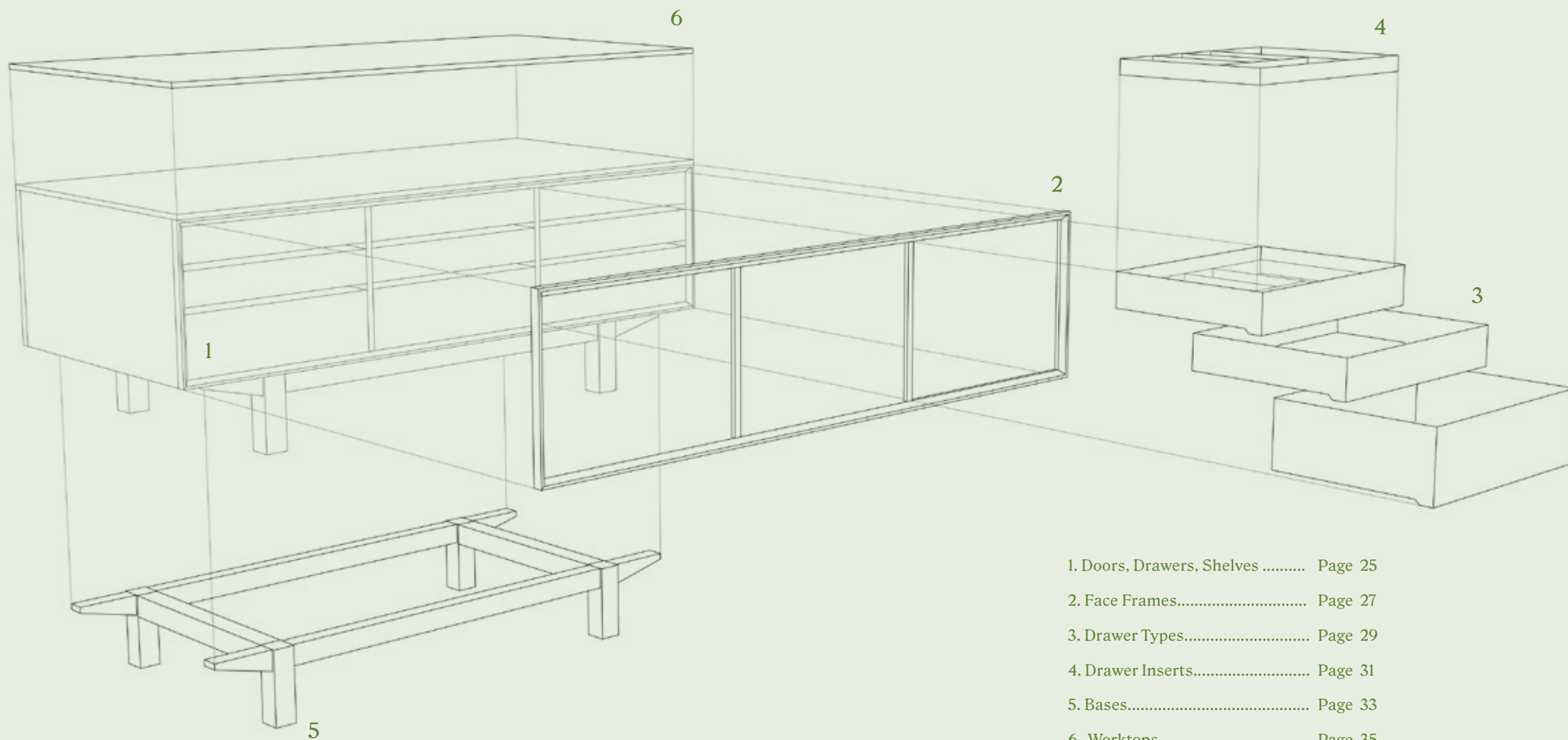
In this section we explain the components that make up the collection. We have narrowed down the details to a selected few suggestions, allowing you to make informed decisions when working with us on your own Mid-Century Modern kitchen.



Suggested cabinet & base proportions.



Suggested drawer proportions.



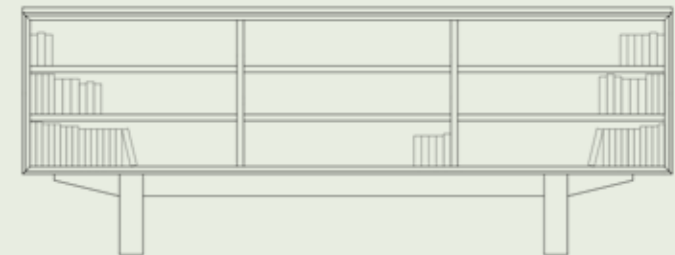
1. Doors, Drawers, Shelves	Page 25
2. Face Frames.....	Page 27
3. Drawer Types.....	Page 29
4. Drawer Inserts.....	Page 31
5. Bases.....	Page 33
6. Worktops.....	Page 35




Drawers Best utilisation of space within deep, under-counter cabinets.



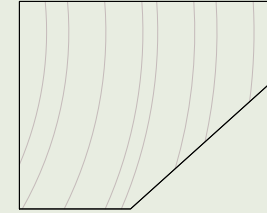
Doors Allow for greatest variation of occupation & storage within.



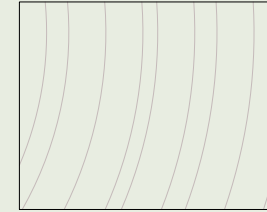
Shelves Provides storage & curated display within a shallow space.



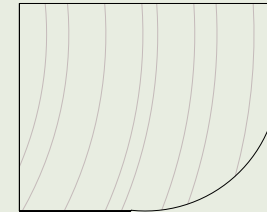
Chamfered





Square



Rounded

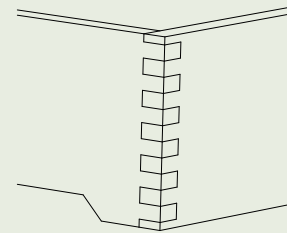


Machined from solid timber, face frames cap off the face of the cabinet. They create an overhang to protect the kitchen fronts, whilst also framing the drawers.



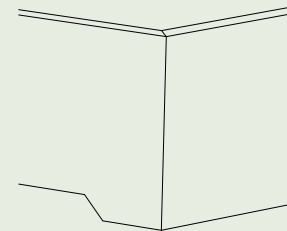
Half Blind Dovetail

Traditional drawer joint, tried and tested for hundreds of years.



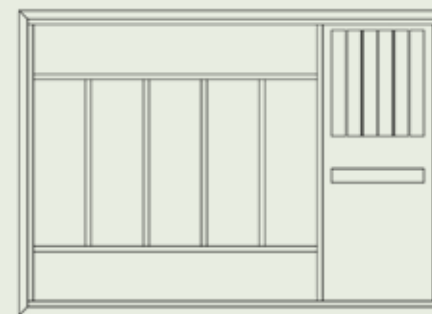
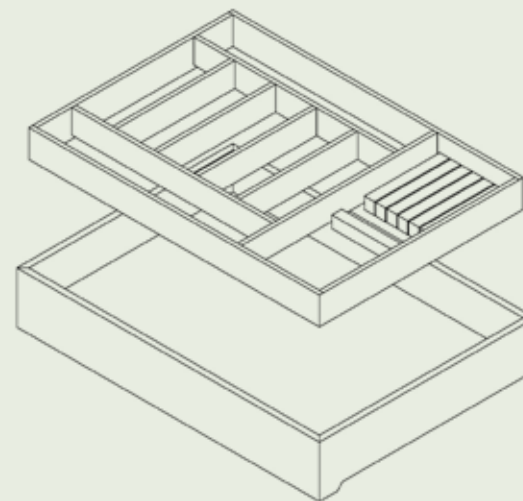
Finger Joint

This joint is exposed on both the face and the sides of the drawer.

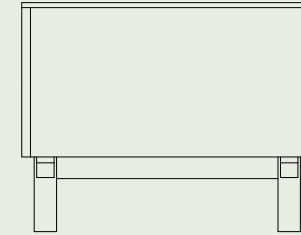



Mitred Joint

Timber veneered on plywood substrate. Chamfered top edge with a clean aesthetic on sides and front.




Drawers are a particularly efficient use of space when organised with internal dividers. Inserts such as knife blocks give you great overview and access to your tools and utensils.



Timber Stand

Gives a lighter, furniture like quality to the cabinets. Allows light to pass underneath preventing islands from feeling too monolithic.



Plinths

Puts your kitchen on a pedestal. A great way to hide pipes, cables and ducting you don't want to be seen.



Metal Stand

Stronger material allows for an even more slender, light-weight appearance. Metal stands also offer a contrasting finish to the timber of the cabinets.



Composite

Made from Quartz and recycled ceramics, man made composites offer some of the hardest wearing worktops available.

Natural Stone

Unrivalled natural beauty in a vast array of different colours and appearances.

Metal

Can provide a super clean, modern aesthetic. Metal worktops can go as thin as just a few millimetres.

Timber

Only advisable in areas away from hobs and sinks. Makes a lovely island top that will develop in character over the years.

WG STUDIOS

Fitted and Freestanding

FURNITURE

As well as kitchens, we also work on a wide variety of stand-alone and fitted furniture throughout the house. This provides an opportunity to experiment with new details and materials, broadening our approach to the way we design as a whole.

THE CHAPEL WINE CELLAR

Timber: Crown Walnut & Oak.
Drawers: Dovetailed.
Face Frame: Chamfered.
Worktop: Emperador marble.






THE BEECHES SIDEBOARD
Doors: Quarter sawn Douglas Fir.
Surround: Crown Douglas Fir.



THE BEECHES DESK

Timber: Quarter sawn Douglas Fir. Face Frame: Chamfered.
Worktops: Nero Forbo Linoleum.



MUNSTER ROAD WARDROBE

Timber: Crown Oak. Doors: Vapour Forbo Linoleum.
Drawers: Mitred. Face Frame: Chamfered.



WG STUDIOS

Surface and Texture

CHOOSING MATERIALS

Quality is at the forefront of any WG Studios project. This is ever present in the materials we use, selections that not only hold their own individually but also pair successfully together. At the start of any project, we encourage you to utilise our extensive range of samples, and curate your own palette of materials. We will then create a design that showcases them at their best.

WG STUDIOS

Contact Details

GET IN TOUCH

If you would like to get in touch or have any questions, we would love to hear from you.

Send us an email:

enquiries@wgstudios.co.uk

Or give us a call:

Will Green: 07891 300 594

William Greaves: 07706 393 332

www.wgstudios.co.uk

Instagram:

[@wg_studios_london](https://www.instagram.com/wg_studios_london)

